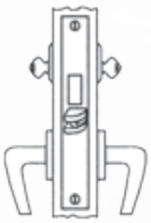




PATCH FITTINGS

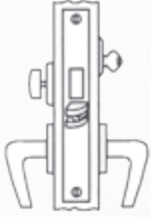


T 877.339.8281
F 866.667.5633
info@ahi-arch.com
www.ahi-arch.com



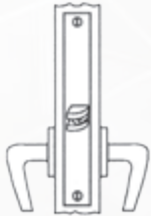
Σ0822 Store Door Lock

Latch bolt by lever either side
Dead bolt: by key either side



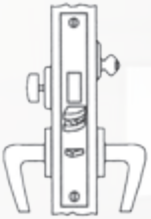
Σ0824 Dormitory, Entrance or Storeroom Lock

Latch bolt by lever either side
Dead bolt: by key outside and thumbturn inside
A turn of inside lever retracts latch and dead bolt simultaneously - automatically unlocking outside lever



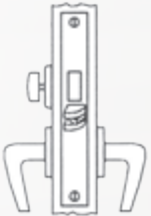
Σ0825 Passage and Closet Latch

Latch bolt by lever either side



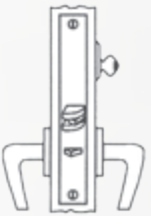
Σ0834 Hotel or Motel Lock

Latch bolt by lever inside and guest or master key outside
Outside lever always RIGID
Dead bolt: by thumbturn inside and emergency key only outside
A turn of inside lever retracts latch and dead bolt simultaneously
Auxiliary latch deadlocks latch bolt



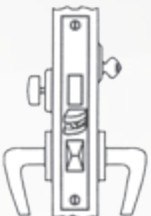
Σ0839 Privacy Bedroom or Bathroom Lock

Latch bolt by lever either side
Dead bolt: by thumbturn inside and emergency key outside
A turn of inside lever retracts latch and dead bolt simultaneously - automatically unlocking outside lever



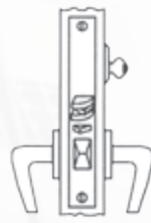
Σ0845 Classroom Lock

Latch bolt by key outside and lever either side unless outside lever is locked by key outside
Auxiliary latch deadlocks latch bolt
Straight cam required



Σ0848 Entrance or Apartment Lock

Latch bolt by key outside and lever either side
Unless outside lever is locked by toggle-action stop
Dead bolt: by key outside and thumbturn inside
Turning inside lever retracts latch and dead bolt simultaneously
Outside lever remains locked



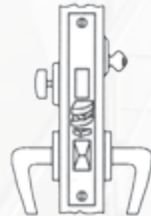
Σ0856 Classroom, Entrance or Office Lock

Latch bolt by key outside and lever either side unless outside lever is locked by toggle-action stop
Auxiliary latch deadlocks latch bolt
Works with clover or straight cam



Σ0859 Storeroom or Closet Lock

Latch by lever inside and key outside
Outside lever always RIGID
Auxiliary latch deadlocks latch bolt
Works with clover or straight cam



Σ0867 Entrance or Apartment Lock

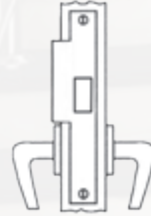
Latch bolt by key outside and lever either side unless outside lever is locked by toggle-action stop
Dead bolt: by key outside and thumbturn inside
Turning inside lever retracts latch and dead bolt simultaneously
Outside lever remains locked
Auxiliary latch deadlocks latch bolt and prevents manipulation of locked toggle-action stop

INACTIVE DOOR FITTINGS



Σ0880 Dummy

Dummy lever both sides



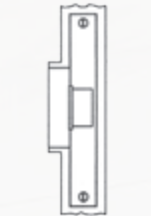
Σ0881 Female Passage

Dummy lever both sides
Dust box for latch bolt
Curved lip strike



Σ0882 Female Lock

Dummy lever both sides
Dust box for latch bolt and dead bolt
Curved lip strike

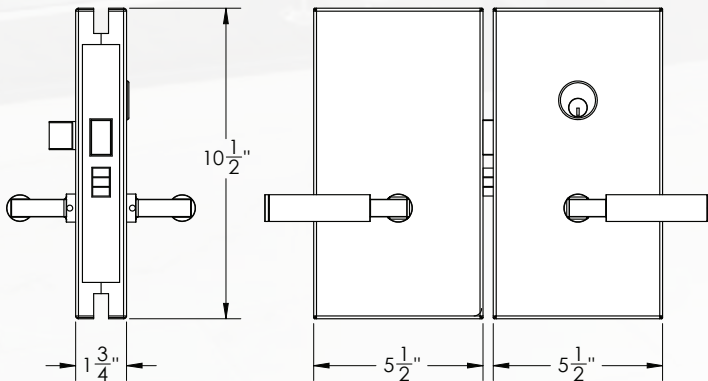


Σ0886 Electric Strike

Levers not available
Available for access control or automatic door operator applications
Supplied with 1/2" channels to conceal wiring



Shown with rosettes



Shown without rosettes

FEATURES

Suitable for 1/2" or 3/8" glass

Compatible with all AHI levers (see models on back and web site)

High density polyethylene subhousing protects glass from scratches

Includes ANSI grade 1 UL mortise lock

Available with or without rosettes and cylinder collars

Mortise accepts all 1 1/8" mortise cylinders

- AHI part #C1125
- Key alike and master key available
- Longer cylinders required on cylinder collars (contact us directly)
- See function list for cam requirements if ordering cylinder separately

Made of 18-gauge stainless steel

Finishes available:

- 630 Satin stainless steel
- PVD Satin titanium finishes (see web site for details)

HOW TO ORDER

Specify:

- Levers
- Rosettes (if desired)
- Mortise function (see opposite)
- Thumbturn and/or cylinder (if necessary)

As shown above left:

- sig157/200/0824 (lever/rosette/patch fitting)
- with sig250 thumbturn
- and C1125 cylinder

As shown below left (diagram):

- sig157/0824 (lever/lock patch fitting)
- sig157/0882 (lever/inactive patch fitting)
- with sig250 thumbturn
- and C1125 cylinder

Glass cut-out size: 5" x 8 7/8"

Thumbturn rosette and cylinder collar will match rosettes where possible. Please contact us for availability.

SIGMA LEVERS



Σ101




Σ103



Σ105



Σ106



Σ107



Σ108



Σ109



Σ110



Σ111



Σ121



Σ122



Σ123



Σ124



Σ125



Σ126



Σ131



Σ132



Σ133



Σ134



Σ135



Σ136



Σ137



Σ138




Σ139




Σ140




Σ151




Σ152



Σ153



Σ154



Σ155



Σ156



Σ157



7544 Côte de Liesse
St-Laurent, QC
H4T 1E7
Canada