



Mortises/ Latches



AM9100UL & ULC listed for high traffic commercial, institutional and industrial uses where durability and security are of the greatest concern.**Standard features:****TECH SPECS** GRADE: ANSI grade 1**CASE:** Heavy Gauge, Plated Steel**ARMOR FRONT:** Heavy gauge stainless steel. Adjustable bevel**LATCH BOLT:** Brass-Anti friction type, 3/4" throw**FACEPLATE:** 1 1/4" stainless steel (1" available)**DEADBOLT:** Brass-with hardened steel inserts, 1" throw**STRIKE:** 4 7/8" ASA (1 1/4" lip to center standard, various sizes available upon request **HUB:** 8mm square**THUMB TURN HUB:** 3/16" (5mm) on the diamond**DISTANCE:** Hub to cylinder: 3 5/8" c to c
Hub to thumbturn: 2 7/16" c to c**DUST BOX:** Brass, stainless steel or US10**BACKSET:** 70MM **CYLINDER:** Accepts 15/32" diameter threaded round mortise cylinder (C series)**UL-LISTED:** All locks are UL-listed for 3 hours UL label stamped on front (ULC available)
UL sticker on case**Available trims:**Rose and Backplates: SIG200-203-243-244-245Cylinder Collar: SIG203C and C collarThumbturn: SIG250-255-260-265

[Learn More](#)



EU1000**Applications:**For Heavy duty residential doors: Single and multifamily housing. For use with levers only. Lock function for use with P series profile Cylinders. Euro Teste and approved for CE-EN12209


Standard features:Handing: Field reversible**Case:** Closed black painted**Faceplate:** Removable stainless steel or solid brass 20 x 235mm with square corners (standard)
24 x 235mm square or radius 20 x 235mm radius 18 x 235mm square or radius**Latch bolt:** Zinc Plated**Deadbolt:** Double Throw**Backset:** 50mm, 60mm and 70mm**Hub:** 8mm square

Stock Functions

	50mm	60 mm	70 mm
Passage	EU1525	EU1625	EU1725
Lock	EU1556	EU1656	EU1756
Privacy	EU1561	EU1661	EU1761

[Click here for 50mm backset template](#)[Click here for 60mm backset template](#)[Click here for 70mm backset template](#)

[Learn More](#)



EU2000 EU2000 Narrow-style European mortise lock **Applications**For heavy duty commercial and residential doors.For use with levers only.Lock function for use with P Series profile cylinders. **Standard Features****Case:** High graded steel**Faceplate:** Stainless steel or solid brass 24 x 245mm with square corners**Latch bolt:** Zinc/Nickel-plated**Handing:** Field Reversible**Dead bolt:** Die cast, zinc/Nickel plated**Backset:** 25mm, 30mm, 35mm, 40mm and 45mm**Distances:** Hub to cylinder: 92mm c.to c.**Hub:** 8mm square

Stock Functions

	25mm	30 mm	35 mm	40 mm	45 mm
Passage	EU2025	EU2025	EU2025	EU2025	EU2025
Lock	EU2056	EU2056	EU2056	EU2056	EU2056
Privacy	EU2061	EU2061	EU2061	EU2061	EU2061

[Click here for 50mm backset template](#)[Click here for 60mm backset template](#)[Click here for 70mm backset template](#)

[Learn More](#)